

IDEAL CLINIC SOUTH AFRICA

Monthly Provincial Report on PHC facilities identified to be Ideal in 2016/17

PROVINCE:	KwaZulu-Natal
DATE OF REPORT GENERATION:	9 July 2016
VERSION:	16
FINANCIAL YEAR:	2016/2017



health

Department:
Health
REPUBLIC OF SOUTH AFRICA

Table of contents

1. Introduction	3
2. National overview	3
2.1 National overview of progress made with conducting status determination	3
2.2 National overview of outcome of status determination.....	4
2.2.1 Average percentage scored per province	4
2.2.2 Overall facility performance according to categories of Ideal Clinic	4
2.2.3 Percentage of Vital elements failed	5
2.2.4 Best and lowest performing districts	6
2.2.6 Performance per component	8
2.2.7 Distribution of the overall scores of facilities	9
3 Provincial and district overview	10
3.1 Provincial and district overview on progress made with conducting status determination	10
3.2 Provincial and district overview of outcome of status determination	10
3.2.1 Average percentage scored per district	10
3.2.2 Overall facility performance according to categories of Ideal Clinic	11
3.2.3 Percentage of Vital elements failed	11
3.2.4 Best and lowest performing facilities	12
3.2.5 Performance per component	13
3.2.6 Distribution of the overall scores of facilities	14
3.2.7 Scores per facility	15
4 Conclusion	20

List of figures

Figure 1: Data submission nationally.....	3
Figure 2: Average score per province	4
Figure 3: Percentage of facilities that obtained an Ideal Clinic category nationally	5
Figure 4: Number of facilities that obtained an Ideal Clinic category nationally.....	5
Figure 5: Best performing district nationally.....	7
Figure 6: Lowest performing district nationally.....	7
Figure 7: Best performing facilities nationally	8
Figure 8: Lowest performing facilities nationally	8
Figure 9: Performance per component nationally	9
Figure 10: National distribution of the overall scores of facilities.....	9

Figure 11: Data submission per district	10
Figure 12: Average score per district.....	10
Figure 13: Percentage of facilities that obtained an Ideal Clinic category provincially.....	11
Figure 14: Number of facilities that obtained an Ideal Clinic category provincially	11
Figure 15: Best performing facilities in the province	13
Figure 16: Lowest performing facilities in the province	13
Figure 17 Performance per component for the province.....	14
Figure 18: Provincial distribution of the overall scores of facilities	14

List of Tables

Table 1: National percentage of vital elements failed	6
Table 2: Provincial percentage of vital elements failed.....	12
Table 3: Scores per facilities	19

1. Introduction

The Ideal Clinic programme is an initiative that was started by South Africa in July 2013 as a way of systematically improving the deficiencies in public Primary Health Care (PHC) facilities as well as to improve the quality of care provided.

The National Health Council gave a directive on 24 April 2015 that all PHC facilities must be Ideal within the next three years beginning in the 2015/16 financial year. Provinces have submitted their two year scale-up plans for the remaining two years. All facilities in the National Health Insurance (NHI) districts must be Ideal by 31 March 2017. Therefore those facilities in NHI districts that have not reached Ideal Clinic status in the 2015/16 financial year must be included for scale-up in 2016/17. The focus for improvement is placed on facilities identified to reach Ideal Clinic status in this financial year. Therefore this report focuses only on the progress and outcome of PHC facilities identified to **be Ideal in 2016/17**.

2. National overview

2.1 National overview of progress made with conducting status determination

A total of 1359 (98%) out of 1384 facilities have conducted and captured their Status Determinations (SD). The submission of data on SD range from 94% (Limpopo) to 100% (Northern Cape), see *Figure 1*. Note that one facility in Free State in T Mofutsanyane district and one facility in Mpumalanga in Gert Sibande district did not conduct a status determination as the facilities are currently closed. Lesedi clinic in T Mofutsanyane district has been vandalised and Ethandakukhanya clinic in Gert Sibande district has been burnt down. The SDs will be conducted once these facilities have re-opened.

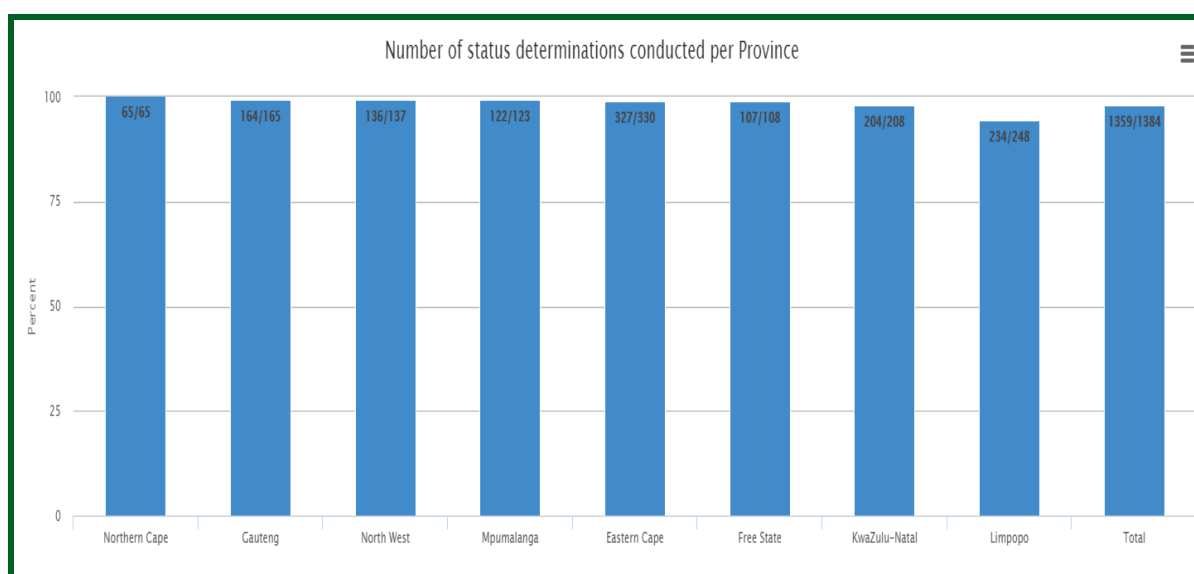


Figure 1: Data submission nationally

2.2 National overview of outcome of status determination

2.2.1 Average percentage scored per province

The average score obtained per province range from 56% (Free State) to 69% obtained by Gauteng (Figure 2). The average score obtained nationally is 61% rendering KwaZulu-Natal, Limpopo, Eastern Cape, Mpumalanga and Free State perform below the national average.

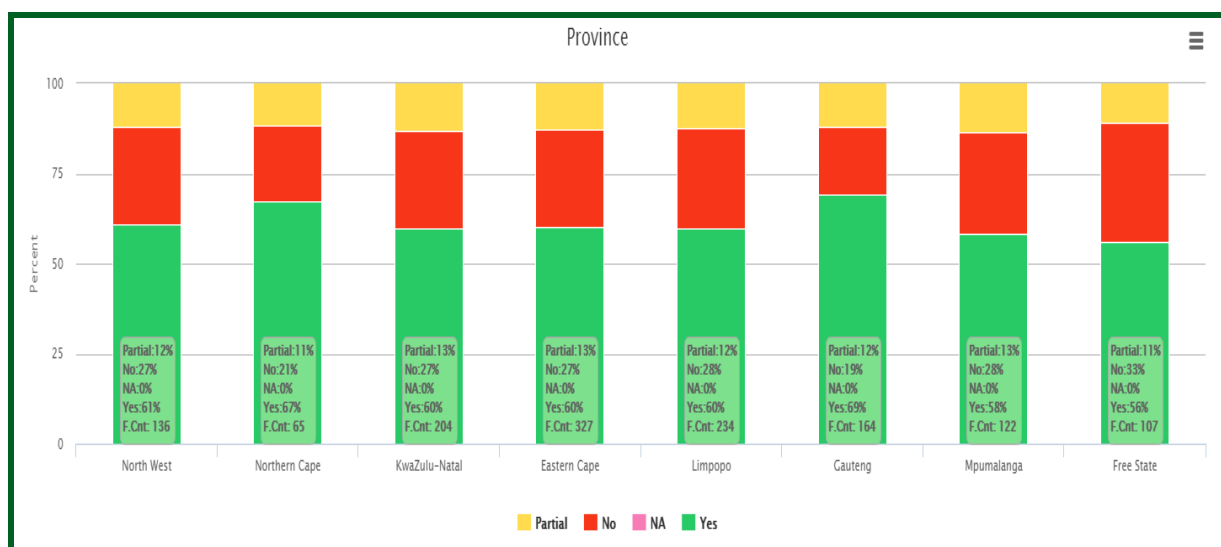


Figure 2: Average score per province

2.2.2 Overall facility performance according to categories of Ideal Clinic

In order for a facility to obtain an Ideal Clinic (IC) status the facility must attain a minimum score of 100% for elements weighted as Vital, 75% for elements weighted as Essential and 60% for elements weighted as Important Elements.

Nationally, 6 out of the 8 provinces have facilities that obtained Ideal Clinic status. Of the 1359 facilities that conducted a SD, 32 facilities (2.4%) obtained an IC category status of which 15 facilities obtained silver (47%), 16 facilities obtained gold (50%), 1 facility obtained platinum (3%) and 0 facility for diamond status (0%) (Figures 3 and 4).

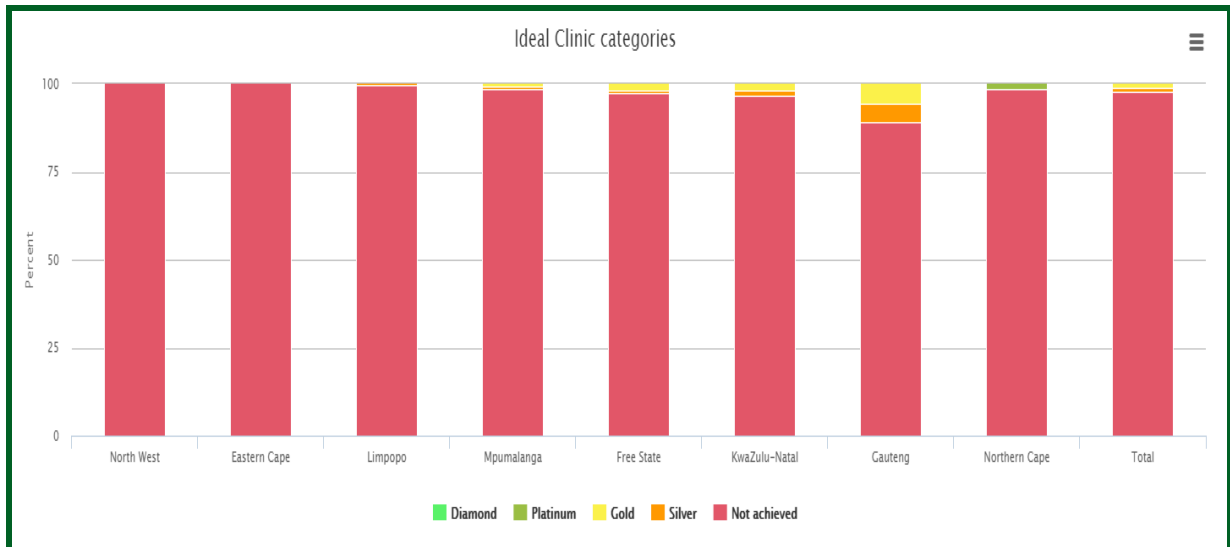


Figure 3: Percentage of facilities that obtained an Ideal Clinic category nationally

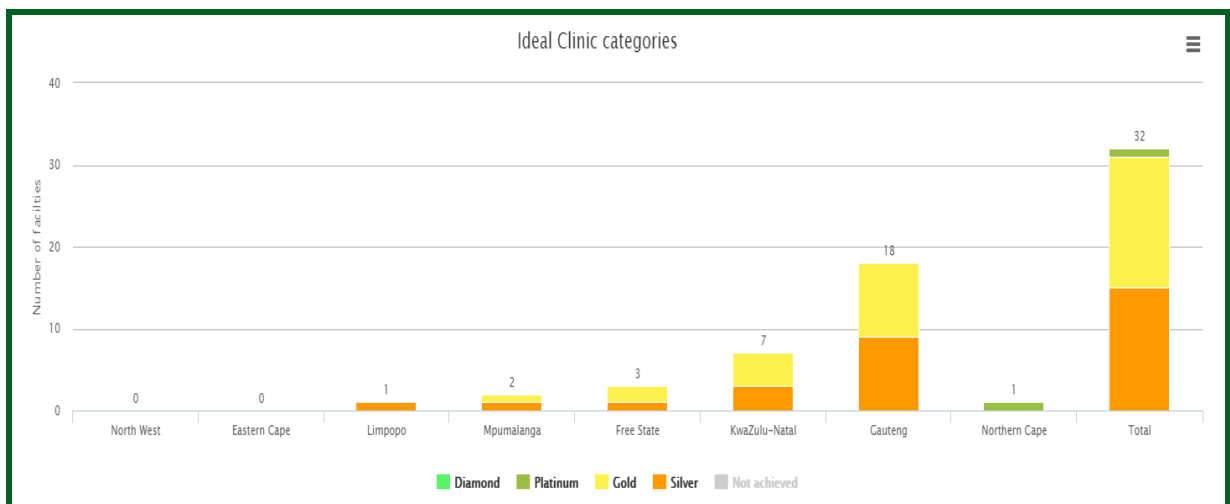


Figure 4: Number of facilities that obtained an Ideal Clinic category nationally

2.2.3 Percentage of Vital elements failed

Facilities should focus on elements that are weighted as Vital that were failed as an Ideal Clinic status can only be obtained if none of the elements that are weighted as Vital were failed.

The percentages as set out in Table 1 indicate the percentage of facilities that failed the specific element, it is not the average obtained for the element. Nationally, the element which has the highest failure rate is the element that measures whether the emergency trolley was restored daily or after every time it was used (94%) followed by the element which measures whether the resuscitation room is equipped with functional basic equipment for resuscitation (92%). The element with the minimal failure rate across the country is the one that measures whether sharps are disposed of in impenetrable, tamperproof containers (1%).

Ideal Clinic Dashboard Reference	Responsibility	Percentage
Restore the emergency trolley daily or after every time it was used	Facility	94%
Resuscitation room is equipped with functional basic equipment for resuscitation	Facility	92%
There is a sterile emergency delivery pack	Facility	70%
Required functional diagnostic equipment and concurrent consumables for point of care testing are available	Facility	64%
90% of the tracer medicines are available	Facility	30%
There is constant supply of clean, running water to the facility	Facility	16%
There is at least one functional wall mounted room thermometer in the medicine room/dispensary	Facility	16%
The temperature of the medicine room/dispensary is recorded daily	Facility	15%
The temperature of the medicine room/dispensary is maintained within the safety range	Facility	13%
Oxygen cylinder with pressure gauges available in resuscitation/emergency room	Facility	9%
The temperature of the medicine refrigerator is maintained within the safety range	Facility	4%
The temperature of the medicine refrigerator is recorded twice daily	Facility	4%
Sharps containers are disposed of when they reach the limit mark	Facility	2%
There is a thermometer in the medicine refrigerator	Facility	2%
Sharps are disposed of in impenetrable, tamperproof containers	Facility	1%

Table 1: National percentage of vital elements failed

2.2.4 Best and lowest performing districts

The best performing district nationally is Zwelentlanga Fatman Mgcawu District in Northern Cape that scored 84% while the lowest performing district is Mopani District in Limpopo which scored 34% (Figures 5 and 6).

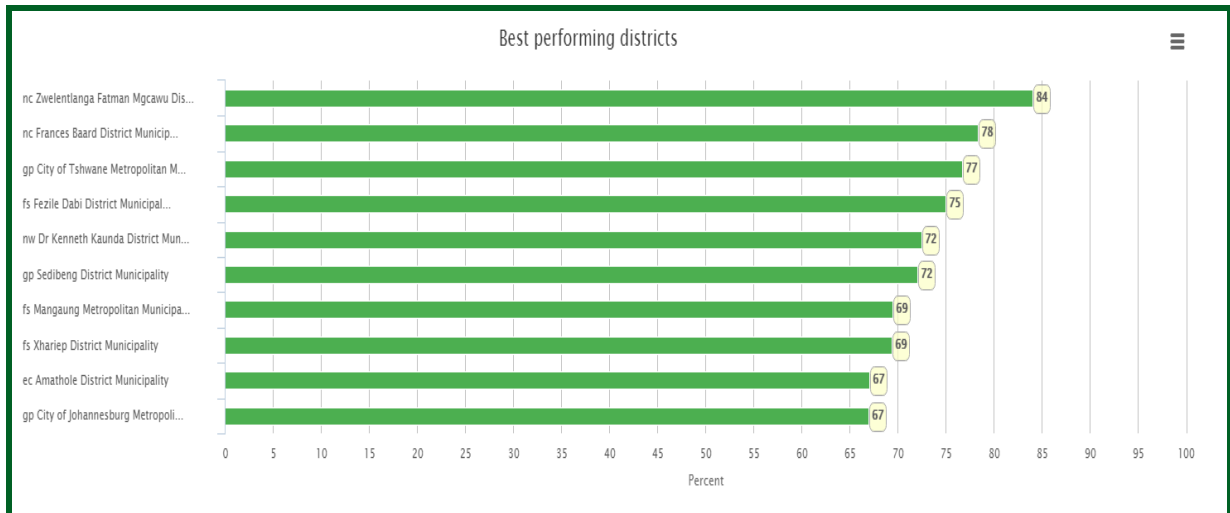


Figure 5: Best performing district nationally

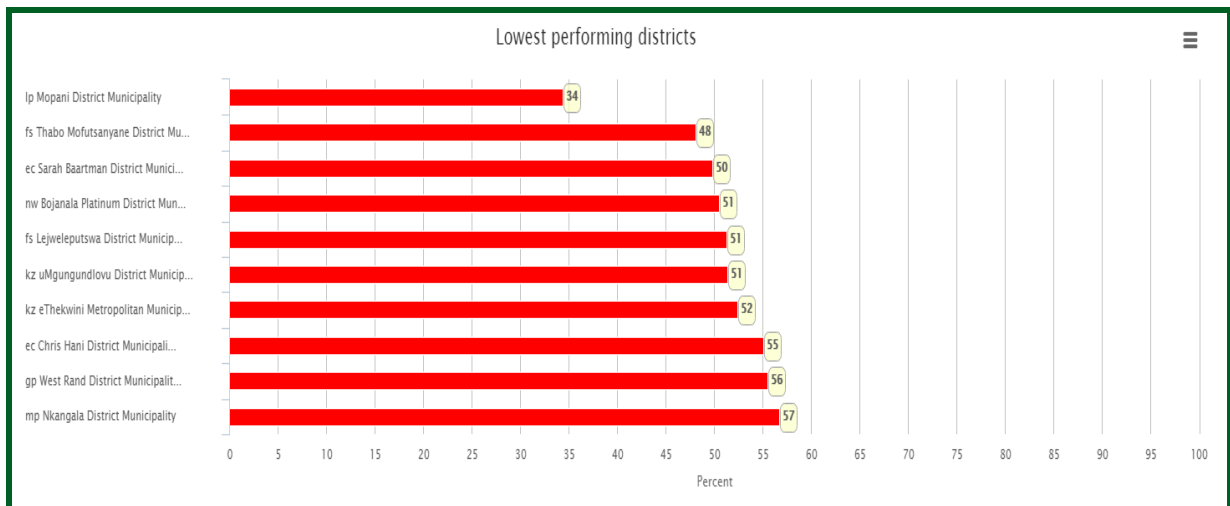


Figure 6: Lowest performing district nationally

2.2.5 Best and lowest performing facilities

The best performing facilities nationally are Hopetown Clinic in Northern Cape and Mjejane Clinic in Mpumalanga which each scored 95%; while the lowest performing facility is Umlazi D. Clinic in KwaZulu-Natal that scored 17% (Figures 7 and 8).

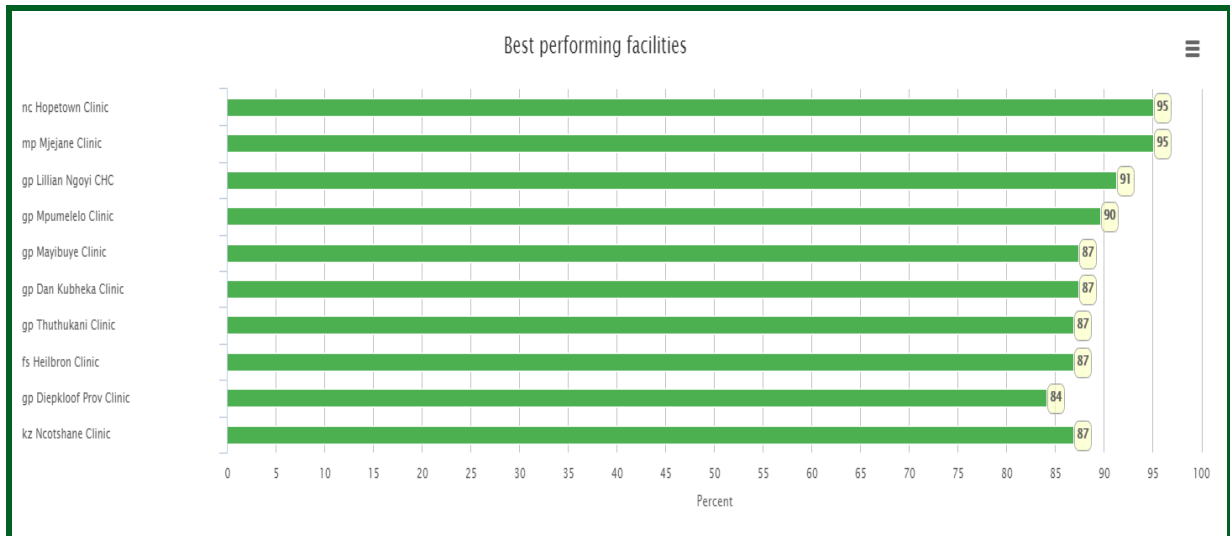


Figure 7: Best performing facilities nationally

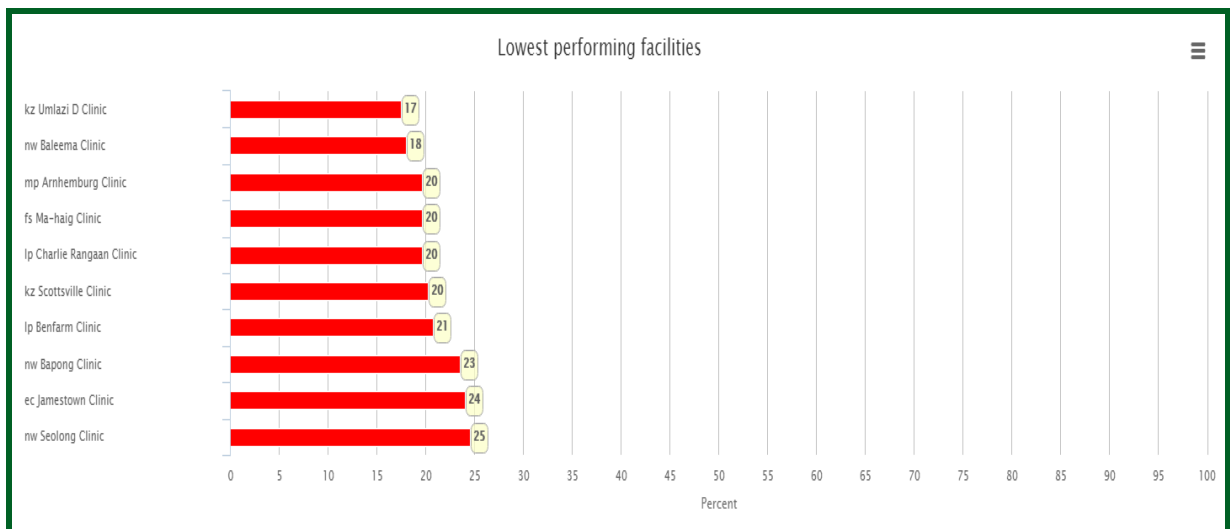


Figure 8: Lowest performing facilities nationally

2.2.6 Performance per component

Nationally facilities performed the best in the Health Information Management (81%) component followed by the Human Resources for Health component with an average score of 69%. The component that scored the lowest is the Implementing Partners and Stakeholders component that scored only 32% (Figure 9).

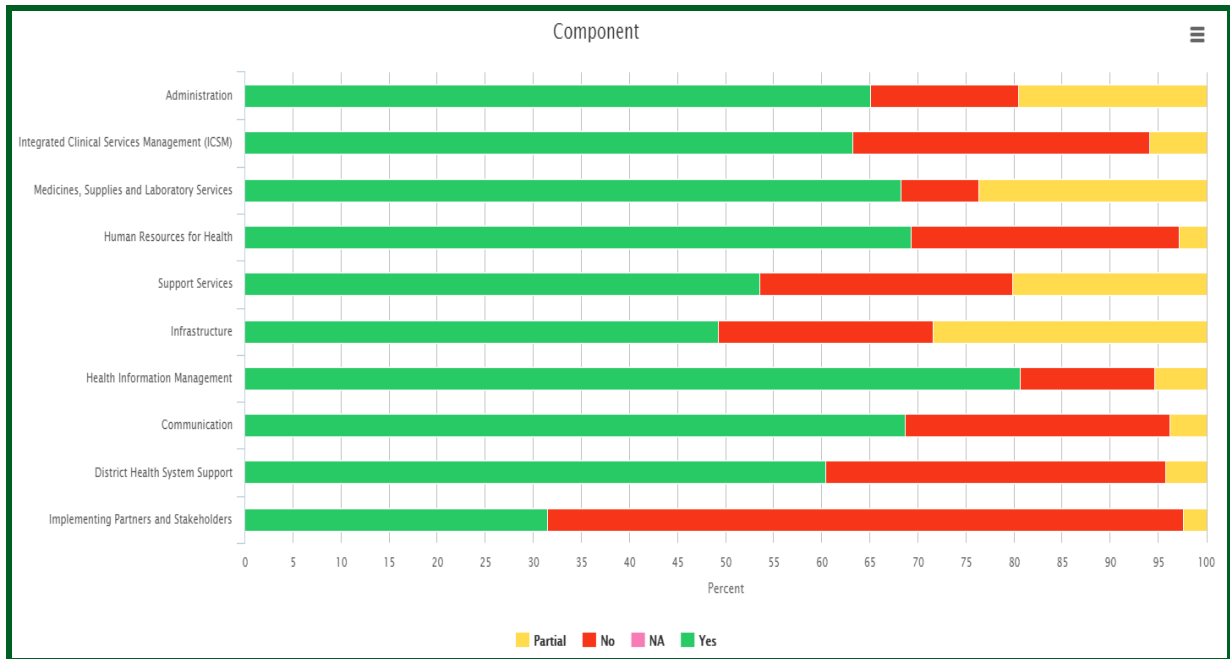


Figure 9: Performance per component nationally

2.2.7 Distribution of the overall scores of facilities

A total of 1 359 status determinations were conducted. The distribution of the overall scores obtained by the facilities is as follows:

- 122 facilities scored 80% and more,
- 259 facilities scored between 70% to 79%,
- 382 facilities scored between 60% to 69%,
- 510 facilities scored between 40% to 59% and
- 86 facilities scored less than 40%, see *Figure 10* below.



Figure 10: National distribution of the overall scores of facilities

3 Provincial and district overview

3.1 Provincial and district overview on progress made with conducting status determination

The average submission for SD data for KwaZulu-Natal Province is 98%; 4 facilities did not complete the SD submission compared to the 7 last reporting episode. The SD submission range from 93% in eThekweni MM to 100% in 8 other districts of the province (Figure 11).

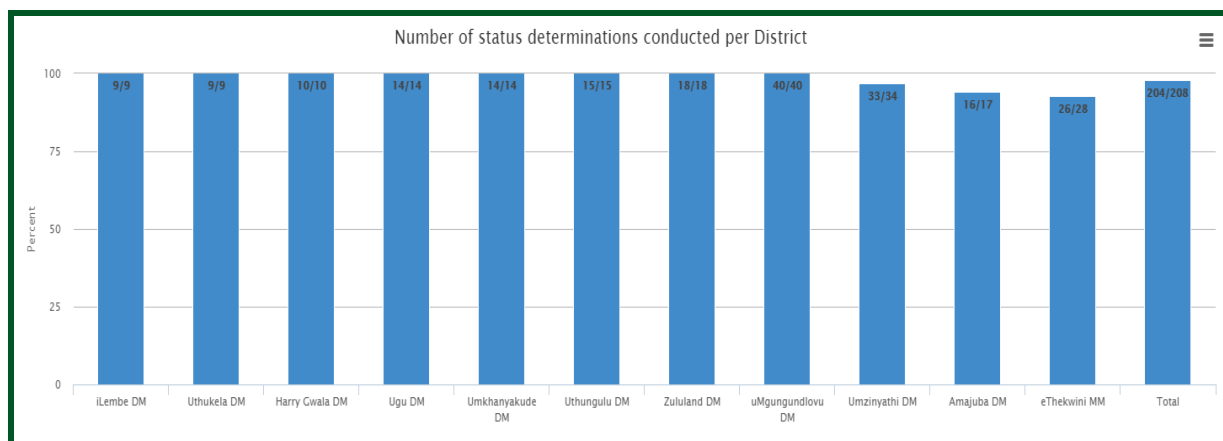


Figure 11: Data submission per district

3.2 Provincial and district overview of outcome of status determination

3.2.1 Average percentage scored per district

The average score obtained per district range from 52% (UMgungundlovu) to 68% (Amajuba and Zululand) (Figure 12). The number of SD conducted in section 3.1 must be considered when evaluating the average score as not all the districts have submitted all data on SD.

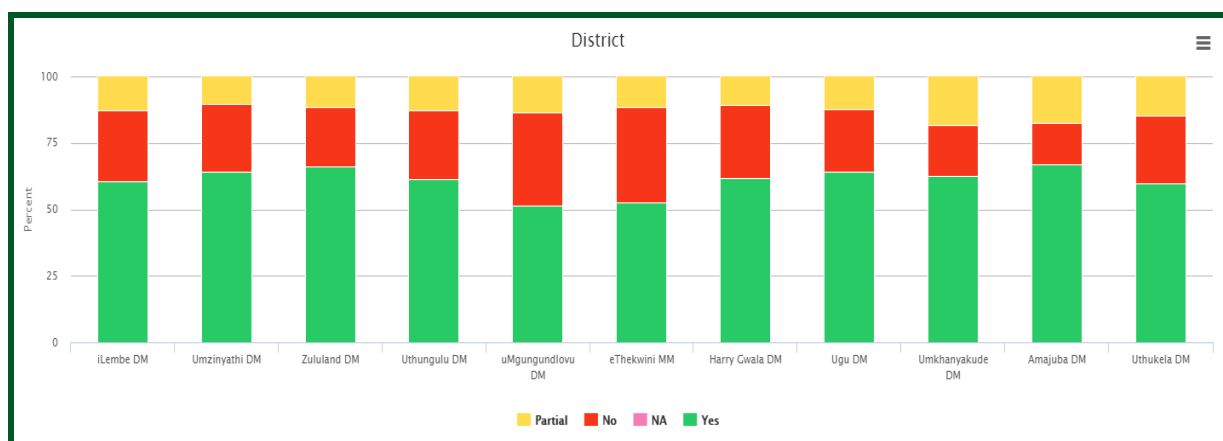


Figure 12: Average score per district

3.2.2 Overall facility performance according to categories of Ideal Clinic

The percentage and number of facilities per district that achieved Ideal Clinic status is set out in Figures 13 and 14. From the 204 facilities that conducted SD, only 7 (3.4%) facilities obtained IC status i.e. silver (3 facilities) and gold (4 facilities) while none obtained platinum and diamond.

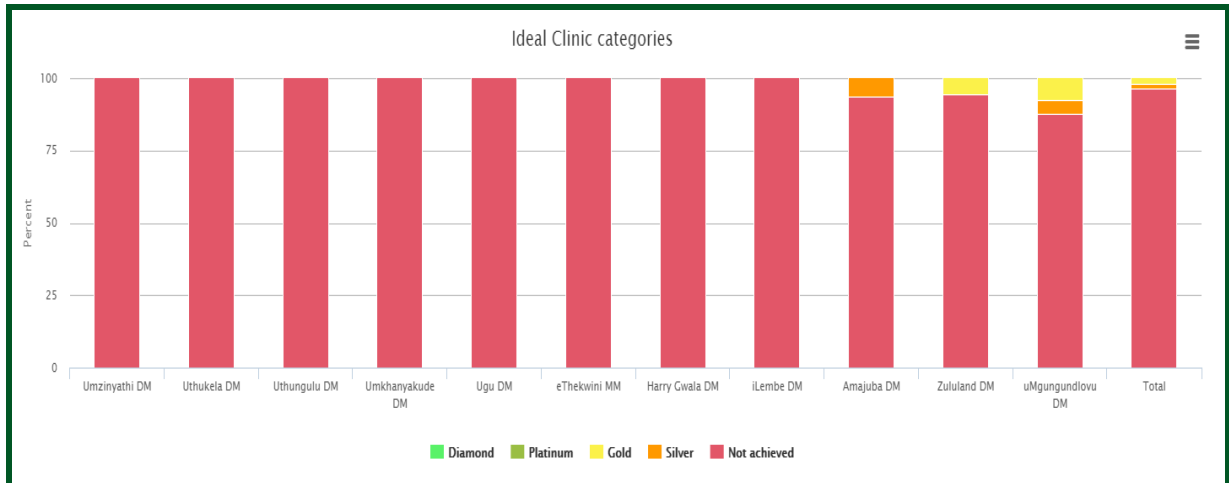


Figure 13: Percentage of facilities that obtained an Ideal Clinic category provincially

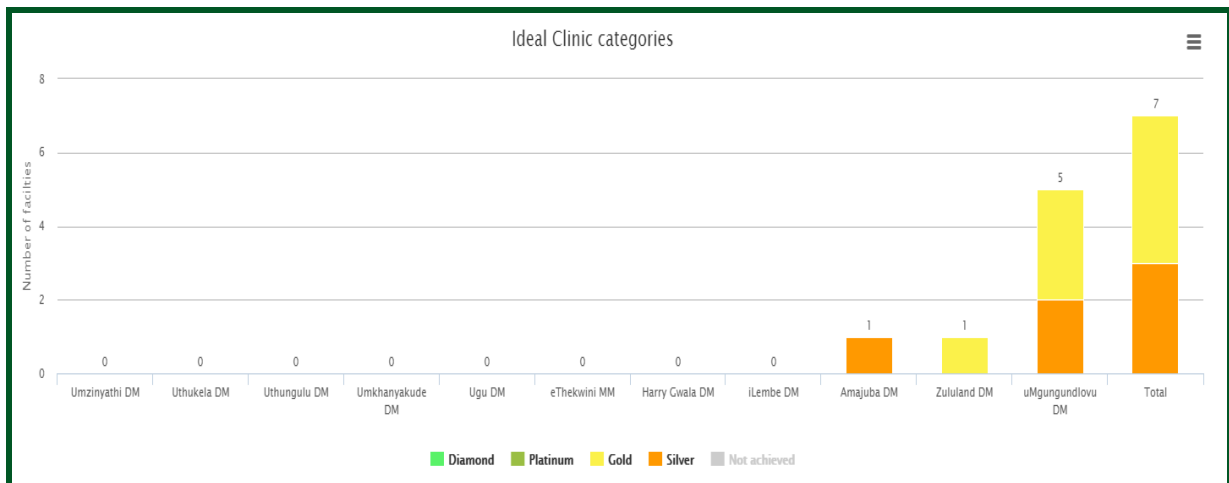


Figure 14: Number of facilities that obtained an Ideal Clinic category provincially

3.2.3 Percentage of Vital elements failed

Facilities should focus on elements that are weighted as Vital that were failed as an Ideal Clinic status can only be obtained if none of the elements that are weighted as Vital were failed.

The percentages as set out in Table 2 indicate the percentage of facilities that failed the specific element, it is not the average obtained for the element. The element which has the highest failure rate is the element that measures whether restoration of the emergency trolley daily or after every time it was used was done (92%) followed by the element that measures whether

the resuscitation room is well equipped with functional basic equipment for resuscitation (91%). The element with the least failure rate is the element that measures whether the sharps are disposed of in impenetrable, tamperproof containers (2%).

Ideal Clinic Dashboard Reference	Responsibility	Percentage
Restore the emergency trolley daily or after every time it was used	Facility	92%
Resuscitation room is equipped with functional basic equipment for resuscitation	Facility	91%
There is a sterile emergency delivery pack	Facility	66%
Required functional diagnostic equipment and concurrent consumables for point of care testing are available	Facility	65%
90% of the tracer medicines are available	Facility	21%
There is at least one functional wall mounted room thermometer in the medicine room/dispensary	Facility	17%
There is constant supply of clean, running water to the facility	Facility	13%
The temperature of the medicine room/dispensary is recorded daily	Facility	10%
The temperature of the medicine room/dispensary is maintained within the safety range	Facility	10%
Oxygen cylinder with pressure gauges available in resuscitation/emergency room	Facility	7%
The temperature of the medicine refrigerator is maintained within the safety range	Facility	6%
Sharps containers are disposed of when they reach the limit mark	Facility	5%
The temperature of the medicine refrigerator is recorded twice daily	Facility	4%
There is a thermometer in the medicine refrigerator	Facility	3%
Sharps are disposed of in impenetrable, tamperproof containers	Facility	2%

Table 2: Provincial percentage of vital elements failed

3.2.4 Best and lowest performing facilities

The best performing facility in the province is Ncotshane Clinic that scored 87% (*Figure 15*), while the lowest performing facility is Umlazi D Clinic that scored 17%- the clinic was also the lowest nationally (*Figure 16*).

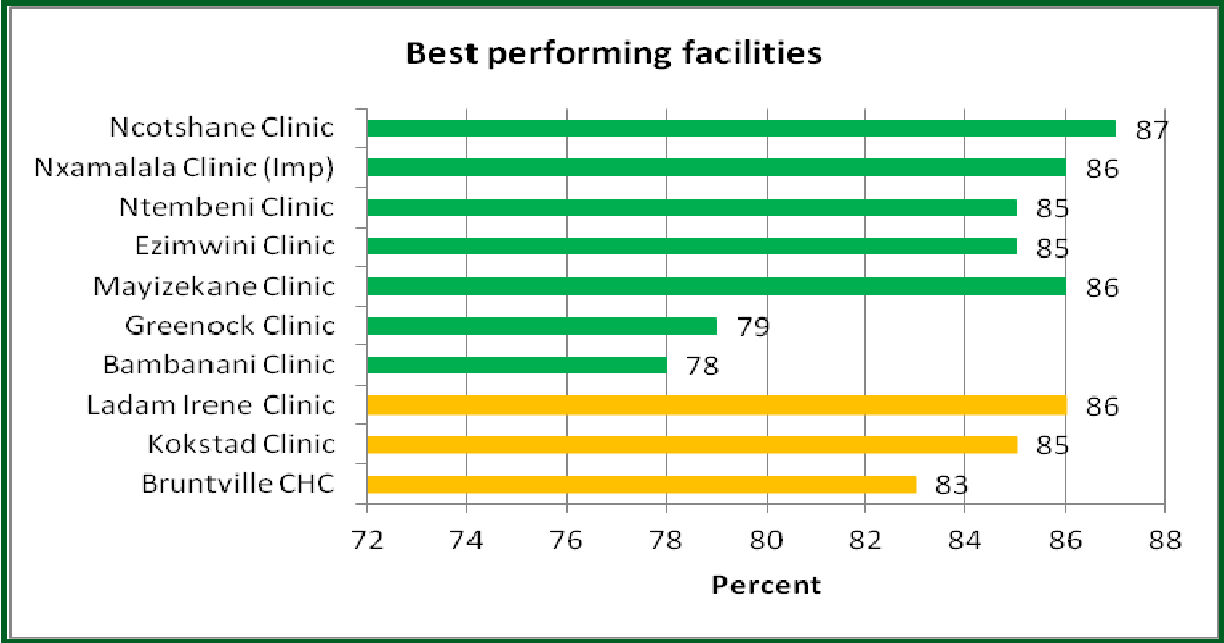


Figure 15: Best performing facilities in the province

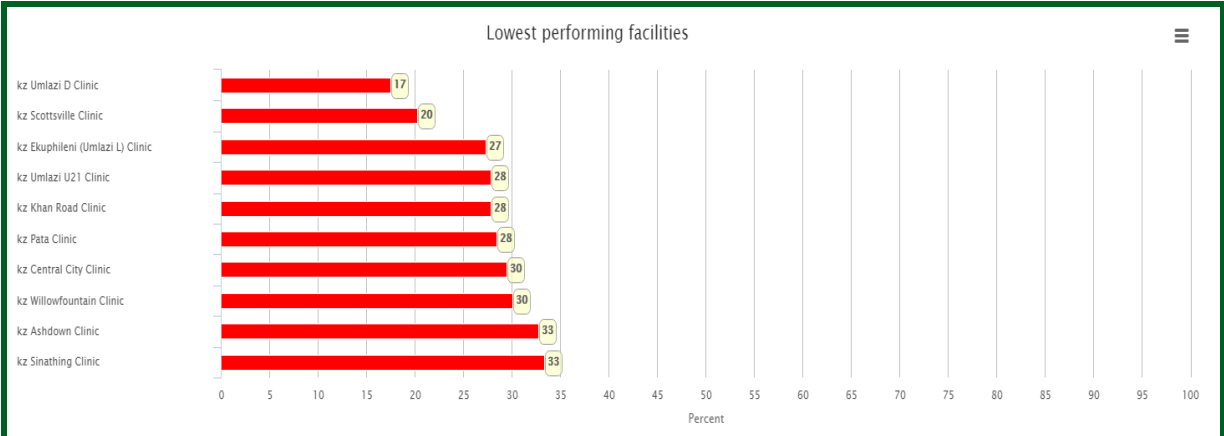


Figure 16: Lowest performing facilities in the province

3.2.5 Performance per component

The province performed the best in the Health Information Management component (74%) followed by the Human Resources for Health component (68%). The lowest is the Infrastructure component that scored only 50% (Figure 17).

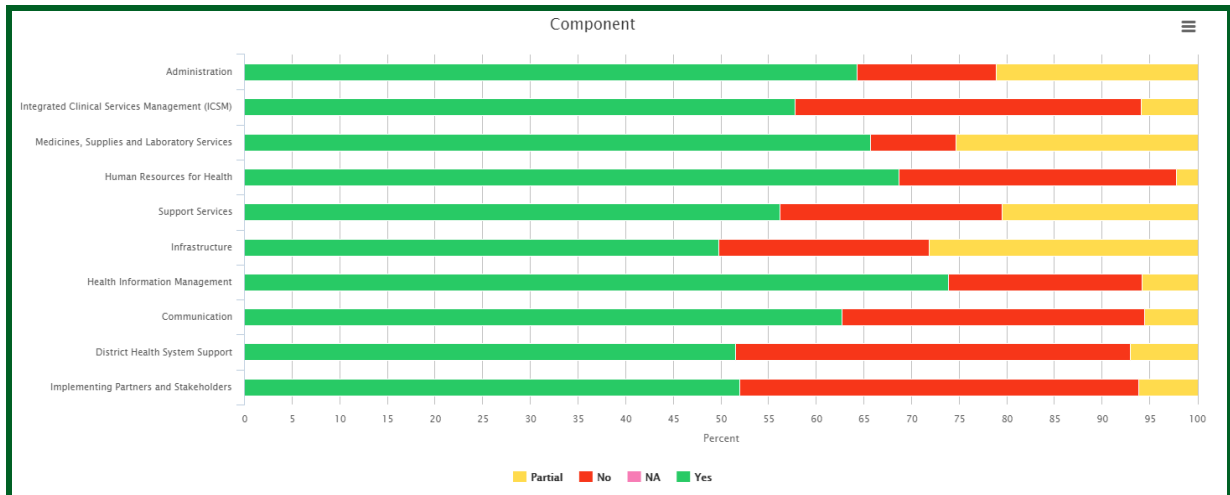


Figure 17 Performance per component for the province

3.2.6 Distribution of the overall scores of facilities

A total of 204 status determinations were conducted. The distribution of the overall scores obtained by the facilities is follow:

- 11 facilities scored 80% and more,
- 39 facilities scored between 70% to 79%,
- 65 facilities scored between 60% to 69%,
- 71 facilities scored between 40% to 59% and
- 18 facilities scored less than 40%, *see figure 18.*

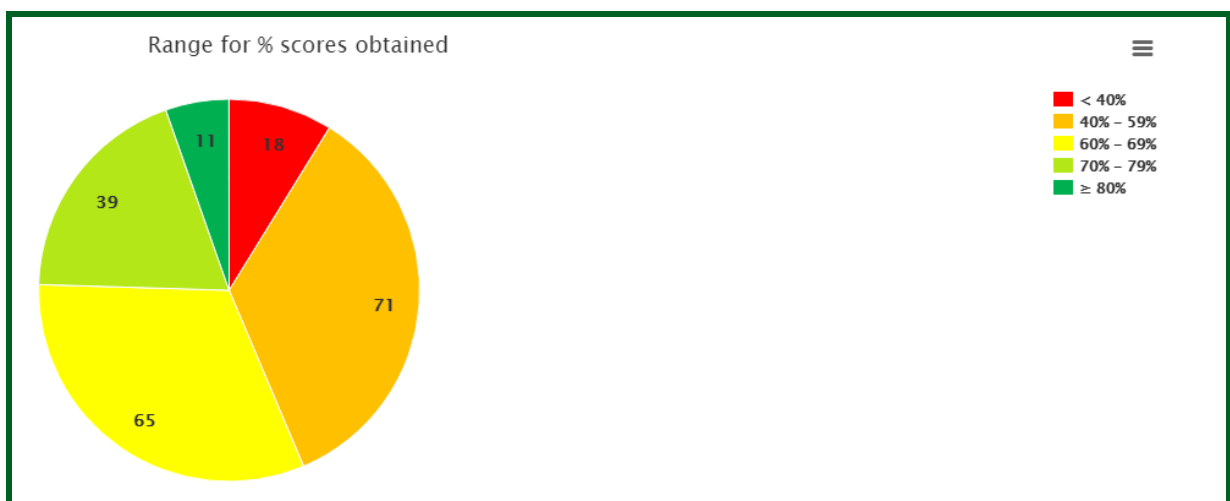


Figure 18: Provincial distribution of the overall scores of facilities

3.2.7 Scores per facility

Table 3 below displays the scores obtained per facility according to performance. The percentage score per facility range from 17% (Umlazi D Clinic) to 87% (Ncotshane Clinic). Four facilities did not conduct their SD and remain with no performance score.

District	Facility Name	% Score	Current Category
eThekwini MM	Umlazi D Clinic	17	Not achieved
uMgungundlovu DM	Scottsville Clinic	20	Not achieved
eThekwini MM	Ekuphileni (Uml L) Clinic	27	Not achieved
eThekwini MM	Umlazi U21 Clinic	28	Not achieved
uMgungundlovu DM	Khan Road Clinic	28	Not achieved
uMgungundlovu DM	Pata Clinic	28	Not achieved
uMgungundlovu DM	Central City Clinic	30	Not achieved
uMgungundlovu DM	Willowfountain Clinic	30	Not achieved
uMgungundlovu DM	Ashdown Clinic	33	Not achieved
uMgungundlovu DM	Sinathing Clinic	33	Not achieved
Harry Gwala DM	Ixopo Clinic	34	Not achieved
uMgungundlovu DM	Grange Clinic	34	Not achieved
Harry Gwala DM	Kwamashumi Clinic	35	Not achieved
eThekwini MM	Addington Gateway	36	Not achieved
eThekwini MM	Sivananda Clinic	37	Not achieved
eThekwini MM	Amaoti Clinic	39	Not achieved
uMgungundlovu DM	Caluza Clinic	39	Not achieved
uMgungundlovu DM	Northdale Gateway	39	Not achieved
uMgungundlovu DM	Masons Clinic	40	Not achieved
uMgungundlovu DM	Songonzima Clinic	40	Not achieved
Uthungulu DM	King Dinizulu Clinic	40	Not achieved
uMgungundlovu DM	Northdale Clinic	41	Not achieved
uMgungundlovu DM	Woodlands Clinic	41	Not achieved
Umzinyathi DM	Amakhabela Clinic	41	Not achieved
eThekwini MM	Osizweni (Uml Q) Clinic	42	Not achieved
uMgungundlovu DM	Eastwood Clinic	42	Not achieved
uMgungundlovu DM	Esigodini Clinic	42	Not achieved
uMgungundlovu DM	Mooi River Clinic	43	Not achieved
Uthukela DM	Kleinfontein Clinic	44	Not achieved
Uthukela DM	Matiwanoskop Clinic	44	Not achieved
eThekwini MM	Halley Stott Clinic	45	Not achieved
Ugu DM	Ntabeni Clinic	45	Not achieved
uMgungundlovu DM	Injabulo Clinic	45	Not achieved
uMgungundlovu DM	Mbuthisweni Clinic	45	Not achieved
uMgungundlovu DM	Azalea Clinic	45	Not achieved
eThekwini MM	RK Khan Gateway	46	Not achieved
uMgungundlovu DM	Sobantu Clinic	46	Not achieved

Umzinyathi DM	Eshane Clinic	46	Not achieved
eThekwini MM	Umzomuhle (Uml H) Clinic	47	Not achieved
eThekwini MM	Wentworth Gateway	47	Not achieved
Umkhanyakude DM	Esiyembeni Clinic	47	Not achieved
Harry Gwala DM	Sangcwaba Clinic	48	Not achieved
Umkhanyakude DM	Gunjaneni Clinic	48	Not achieved
eThekwini MM	KwaMakhutha Clinic	49	Not achieved
Uthungulu DM	Siphilile Clinic	49	Not achieved
Zululand DM	Thembumusa Clinic	49	Not achieved
uMgungundlovu DM	Richmond Clinic	50	Not achieved
Uthungulu DM	Samungu Clinic	51	Not achieved
iLembe DM	Wosiyane Clinic	52	Not achieved
uMgungundlovu DM	East/Boom CHC	52	Not achieved
uMgungundlovu DM	Mpumuzu Clinic	52	Not achieved
uMgungundlovu DM	Cramond Clinic	52	Not achieved
uMgungundlovu DM	Taylor's Halt Clinic	53	Not achieved
Zululand DM	Ezimfabeni Clinic	53	Not achieved
Ugu DM	Meadow Sweet Clinic	54	Not achieved
uMgungundlovu DM	Edendale Gateway	54	Not achieved
Umzinyathi DM	Douglas Clinic	54	Not achieved
eThekwini MM	Fredville Clinic	55	Not achieved
Uthungulu DM	Ngwelezana Clinic	55	Not achieved
iLembe DM	Ndulinde Clinic	56	Not achieved
iLembe DM	Sundumbili CHC	56	Not achieved
Umzinyathi DM	Sakhimpilo Clinic	56	Not achieved
Umzinyathi DM	Mazabeko Clinic	56	Not achieved
Umzinyathi DM	Ngubevu Clinic	56	Not achieved
Umzinyathi DM	Amatimatolo Clinic	56	Not achieved
Uthukela DM	Ezakheni 2 Clinic	56	Not achieved
Uthungulu DM	Phaphamani Clinic	56	Not achieved
Zululand DM	Hlobane Clinic	56	Not achieved
Zululand DM	Magagadolo Clinic	56	Not achieved
eThekwini MM	Magabheni Clinic	57	Not achieved
uMgungundlovu DM	Embo Clinic	57	Not achieved
Umkhanyakude DM	Madwaleni Clinic	57	Not achieved
Umkhanyakude DM	Mngobokazi Clinic	57	Not achieved
Umzinyathi DM	Dundee Gateway	57	Not achieved
Uthukela DM	Sahlumbe Clinic	57	Not achieved
Uthungulu DM	Nseleni CHC	57	Not achieved
eThekwini MM	Clermont Clinic	58	Not achieved
eThekwini MM	Lindelani Clinic	58	Not achieved
iLembe DM	Mbekaphansi Clinic	58	Not achieved
Ugu DM	KwaMbunde Clinic	58	Not achieved

uMgungundlovu DM	Howick Clinic	58	Not achieved
Uthukela DM	Ezakheni E Clinic	58	Not achieved
Zululand DM	Wela Clinic	58	Not achieved
Amajuba DM	Rosary Clinic	59	Not achieved
Ugu DM	Baphumile Clinic	59	Not achieved
uMgungundlovu DM	Baniyena Clinic	59	Not achieved
Umzinyathi DM	Ngabayena Clinic	59	Not achieved
Umzinyathi DM	Nondweni Clinic	59	Not achieved
Uthungulu DM	Mathungela Clinic	59	Not achieved
Amajuba DM	Osizweni 2 Clinic	60	Not achieved
eThekwini MM	Msunduze Bridge Clinic	60	Not achieved
Harry Gwala DM	Mvoti Clinic	60	Not achieved
iLembe DM	Nandi Clinic	60	Not achieved
Umzinyathi DM	Mbangweni Clinic	60	Not achieved
Uthukela DM	Steadville Clinic	60	Not achieved
Zululand DM	Mdumezulu Clinic	60	Not achieved
Amajuba DM	Madadeni 7 Clinic	61	Not achieved
Ugu DM	Thonjeni Clinic	61	Not achieved
Umkhanyakude DM	Ntshongwe Clinic	61	Not achieved
Umzinyathi DM	Glenridge Clinic	61	Not achieved
Umzinyathi DM	Pomeroy CHC	61	Not achieved
Amajuba DM	Thandanani (Dann)	62	Not achieved
Amajuba DM	Stafford Clinic	62	Not achieved
eThekwini MM	Hlengisizwe CHC	62	Not achieved
iLembe DM	Ndwedwe CHC	62	Not achieved
Umzinyathi DM	Mandleni Clinic	62	Not achieved
Umzinyathi DM	Rorke's Drift Clinic	62	Not achieved
Umzinyathi DM	Kranskop Clinic	62	Not achieved
Umzinyathi DM	Ukuthula Clinic	62	Not achieved
Zululand DM	Mason Str Clinic	62	Not achieved
Amajuba DM	Dannhauser CHC	63	Not achieved
eThekwini MM	Zwelibomvu Clinic	63	Not achieved
iLembe DM	Mthandeni Clinic	63	Not achieved
Umkhanyakude DM	Ekuhlehleni Clinic	63	Not achieved
Umkhanyakude DM	Bhekabantu Clinic	63	Not achieved
Umkhanyakude DM	Oqondweni Clinic	63	Not achieved
Umkhanyakude DM	Phelandaba Clinic	63	Not achieved
Uthungulu DM	Umbonambi Clinic	63	Not achieved
Zululand DM	Ombimbini	63	Not achieved
Amajuba DM	Newcastle Clinic	64	Not achieved
Amajuba DM	Osizweni 1 Clinic	64	Not achieved
eThekwini MM	Umlazi K Clinic	64	Not achieved
Harry Gwala DM	Gqumeni Clinic	64	Not achieved

Ugu DM	Gcilima Clinic	64	Not achieved
Umzinyathi DM	KwaNyezi Clinic	64	Not achieved
Uthungulu DM	Mpandleni Clinic	64	Not achieved
Zululand DM	Khambi Clinic	64	Not achieved
iLembe DM	Maqumbi Clinic	65	Not achieved
Ugu DM	Dududu Clinic	65	Not achieved
Umkhanyakude DM	Mboza Clinic	65	Not achieved
Amajuba DM	Madadeni 1 Clinic	66	Not achieved
eThekwini MM	Oakford Clinic	66	Not achieved
Harry Gwala DM	Malenge Clinic	66	Not achieved
Umzinyathi DM	Mhlangana Clinic	66	Not achieved
Uthungulu DM	Kwambiza Clinic	66	Not achieved
Amajuba DM	Madadeni Gateway	67	Not achieved
eThekwini MM	KwaMashu Poly CHC	67	Not achieved
Ugu DM	Mvutshini Clinic (HC)	67	Not achieved
Ugu DM	Santombe Clinic	67	Not achieved
uMgungundlovu DM	Impilwenhle Clinic	67	Not achieved
Zululand DM	Usuthu Clinic	67	Not achieved
Amajuba DM	Thembalihle Clinic	68	Not achieved
eThekwini MM	Mpumalanga Clinic	68	Not achieved
Harry Gwala DM	Pholela CHC	68	Not achieved
uMgungundlovu DM	Imbalenhle CHC	68	Not achieved
Umkhanyakude DM	Jozini Clinic	68	Not achieved
Umzinyathi DM	Siphimpilo Clinic	68	Not achieved
Umzinyathi DM	Nocomboshe Clinic	68	Not achieved
Umzinyathi DM	Masotsheni Clinic	68	Not achieved
Umzinyathi DM	Muden Clinic	68	Not achieved
Umkhanyakude DM	Nkungwini Clinic	69	Not achieved
Umzinyathi DM	Mhlungwane	69	Not achieved
Uthukela DM	Cornfields Clinic	69	Not achieved
Uthungulu DM	Umkhontokayise Clinic	69	Not achieved
iLembe DM	Macambini Clinic	70	Not achieved
Ugu DM	Bhobhoyi Clinic	70	Not achieved
Ugu DM	Gqayinyanga Clinic	70	Not achieved
uMgungundlovu DM	Balgowan Clinic	70	Not achieved
Umzinyathi DM	Isandlwana Clinic	70	Not achieved
Uthungulu DM	Mvutshini Clinic (Umla)	70	Not achieved
Harry Gwala DM	Sihleza Clinic	71	Not achieved
Ugu DM	Mthimude Clinic	71	Not achieved
Ugu DM	St Faith's Clinic	71	Not achieved
Umzinyathi DM	Nkande Clinic	71	Not achieved
Uthungulu DM	Khandisa Clinic	71	Not achieved
Zululand DM	Princess Mhlosheni Clinic	71	Not achieved

Umkhanyakude DM	Gedleza Clinic	72	Not achieved
Zululand DM	Lomo Clinic	72	Not achieved
Zululand DM	KwaShoba Clinic	72	Not achieved
Amajuba DM	Niemeyer Gateway	73	Not achieved
Amajuba DM	Madadeni 5 Clinic	73	Not achieved
eThekwini MM	Phoenix CHC	73	Not achieved
uMgungundlovu DM	Appelsbosch Gateway	73	Not achieved
Umzinyathi DM	Felani Clinic	73	Not achieved
Zululand DM	Buxedene Clinic	73	Not achieved
Zululand DM	Mahashini Clinic	73	Not achieved
eThekwini MM	Kwadabeka CHC	74	Not achieved
Umzinyathi DM	Church of Scot Gateway	74	Not achieved
Uthukela DM	AE Haviland Clinic	74	Not achieved
Uthungulu DM	Mabhuqweni Clinic	74	Not achieved
Uthungulu DM	Isiboniso Clinic	74	Not achieved
Amajuba DM	Durnacol Clinic	75	Not achieved
Ugu DM	Philani Clinic	75	Not achieved
Uthukela DM	Ekuvukeni Clinic	75	Not achieved
Umzinyathi DM	C Johnson Mem Gateway	76	Not achieved
Umzinyathi DM	Mangeni Clinic	76	Not achieved
Amajuba DM	Naas Farm Clinic	77	Not achieved
eThekwini MM	Umbumbulu Clinic	77	Not achieved
Umzinyathi DM	Ethembeni Clinic	77	Not achieved
Zululand DM	Friesgewacht Clinic	77	Not achieved
Zululand DM	Emkhwakhweni Clinic	77	Not achieved
uMgungundlovu DM	Bambanani Clinic	78	Silver
Amajuba DM	Greenock Clinic	79	Silver
Umkhanyakude DM	Mosvold Gateway	80	Not achieved
Umzinyathi DM	Manxili Clinic	80	Not achieved
Umzinyathi DM	Ntembisweni Clinic	81	Not achieved
uMgungundlovu DM	Bruntville CHC	83	Not achieved
Harry Gwala DM	Kokstad Clinic	85	Not achieved
uMgungundlovu DM	Ezimwini Clinic	85	Gold
uMgungundlovu DM	Ntembeni Clinic	85	Gold
Harry Gwala DM	Ladam Irene Clinic	86	Not achieved
uMgungundlovu DM	Nxamalala Clinic (Imp)	86	Gold
uMgungundlovu DM	Mayizekane Clinic	86	Silver
Zululand DM	Ncotshane Clinic	87	Gold
Amajuba DM	Groenvlei Clinic		
eThekwini MM	Beatrice Str Clinic		
eThekwini MM	Goodwins Clinic		
Umzinyathi DM	Gunjana Clinic		

Table 3: Scores per facilities

4 Conclusion

The average submission for SD data for KwaZulu-Natal Province is 98%; 4 facilities did not complete the SD submission (*Figure 11*).

The province should strive to improve the scores obtained in the vital elements. The element which has the highest failure rate is the element that measures whether restoration of the emergency trolley daily or after every time it was used was done (92%) followed by the element that measures whether the resuscitation room is well equipped with functional basic equipment for resuscitation (91%) (*Table 2*).

The facility that performed the best is Ncotshane Clinic (87%) and the facility that performed the lowest is Umlazi D Clinic (17%). Umlazi D Clinic also performed the lowest in nationally – efforts are needed to improve the status quo for this facility.

The Technical Committee of the National Health Council gave a directive in July 2016 that district scale-up teams for the next two months do nothing but zoom in on clinics scoring 59% and less. **The province has 89 facilities that scored 59% and less.** See figure 18 and table 3 for a list of the facilities that scores 59% and less.

From the 204 facilities that conducted SD, only 7 (3.4%) facilities obtained silver and gold while none obtained platinum and diamond status (*Figure 14*).

* Western Cape is still going to submit their scale-up plans. Once it is submitted their data will be available.